

INSPECTION REPORT

Produce model: _____

Product name: [REDACTED] Radiation-proof earphones, mobile phones, and
common earphones

Organization to be inspected [REDACTED] _____

Type of inspection: Entrusted inspection




National Telephone Switchboard Quality Supervision and Inspection Center

National Telephone Switchboard Quality Supervision and Inspection Center

Inspection Report

Report reference number: TF02-10-E20151

page 1 / 5

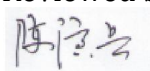
Product name	<div style="background-color: black; width: 20px; height: 15px; display: inline-block;"></div> Radiation-proof earphones, mobile phones, and common earphones	Product model	
Manufacturer		Type of inspection	Entrusted inspection
Organization to be inspected		td	
Quantity of samples	3	Samples are provided by	
Sample number			
Date of production		Origin	
Date of inspection	September 1, 2010	Arrival date	September 1, 2010
Inspection standard	GB9175-1988 Environmental Electromagnetic Wave Health Standard		
Inspection result	Radiation intensity test has been performed on <div style="background-color: black; width: 20px; height: 15px; display: inline-block;"></div> radiation-resistant earphones, mobile phones, and common earphones. Please refer to the test data sheet for details. Date of issue: September 7, 2010		
Remark			

Approved by (Deputy




Director) (signature):

Reviewed by (signature):



Tested by:



Test Date for [REDACTED] Radiation-resistant Earphones, Mobile Phones, and Common Earphones

Test reference number: TF02-10-E20151

Page: 2/5

Radiation Intensity Test

1. Environment conditions: 25°C, 60%RH

Test site: Anechoic chamber of ETS Company

2. Test method:

- 1) Use the electric field detector to test the background noise in the environment. The detector shall read the data once each second and read 20 times in total. Take the maximum value. Following tests shall be done in the same way;
- 2) Place mobile phones, radiation-resistant earphones, and common earphones on an 80-cm test bench and keep the items 2mm away from the detector;
- 3) The detector shall test their radiation intensity under following three circumstances: radiation from the mobile phone (refer to the radiation intensity test photo-1), radiation from the earphone after the radiation-resistant earphone is connected to the mobile phone (refer to the radiation intensity test photo-2), and radiation from the earphone after the common earphone is connected to the mobile phone (refer to the radiation intensity test photo-3);
- 4) Test mode: mobile phone on standby, mobile phone in use, the moment the mobile phone is put through, unanswered outgoing mobile phone call, unanswered incoming mobile phone call.

3. Test data

Ambient noise: 0.148 Unit: $\mu\text{W}/\text{cm}^2$

Comparison of radiation from [REDACTED] radiation-proof earphone and the mobile phone

Item tested	Mobile phone is connected to [REDACTED] radiation-proof earphone	Mobile phone
Mobile phone on standby	0.148	797.268
Mobile phone in use	0.156	13398.210
The moment the mobile phone is put through	0.617	13600.130
Unanswered outgoing mobile phone call	0.149	814.030
Unanswered incoming mobile phone call	0.384	13566.390



Test Date for [REDACTED] Radiation-resistant Earphones, Mobile Phones, and Common Earphones

Test reference number: TF02-10-E20151

Page: 3/5

Radiation Intensity Test

Comparison between mobile phone connection with [REDACTED] radiation-proof earphone and mobile connection with common earphone

Item tested / Test mode	Mobile phone is connected to [REDACTED] radiation-proof earphone	Mobile phone is connected to common earphones
Mobile phone on standby	0.148	0.153
Mobile phone in use	0.156	5.470
The moment the mobile phone is put through	0.617	20.810
Unanswered outgoing mobile phone call	0.149	0.154
Unanswered incoming mobile phone call	0.384	20.010

Comparison between [REDACTED] radiation-proof earphone and the GB9175-88 "Environmental Electromagnetic Wave Health Standard

Radiation at the earphone when the mobile phone is connected to [REDACTED] radiation-proof earphone		GB9175-88 National standard
Test mode	Test data	
Mobile phone on standby	0.148	Transmitting antenna within residence coverage area must comply with top level standard. The power density permitted by top level standard $S < 10 \mu W/cm^2$
Mobile phone in use	0.156	
The moment the mobile phone is put through	0.617	
Unanswered outgoing mobile phone call	0.149	
Unanswered incoming mobile phone call	0.384	

4. Test instrument

Order	Name	Model	Identification number
1	Electric field detector	HI-6005	00089586


Test Date for [REDACTED] Radiation-resistant Earphones, Mobile Phones, and Common Earphones

Test reference number: TF02-10-E20151


Page: 4/5

Radiation Intensity Test

5. Test photos



Radiation intensity test photo-1

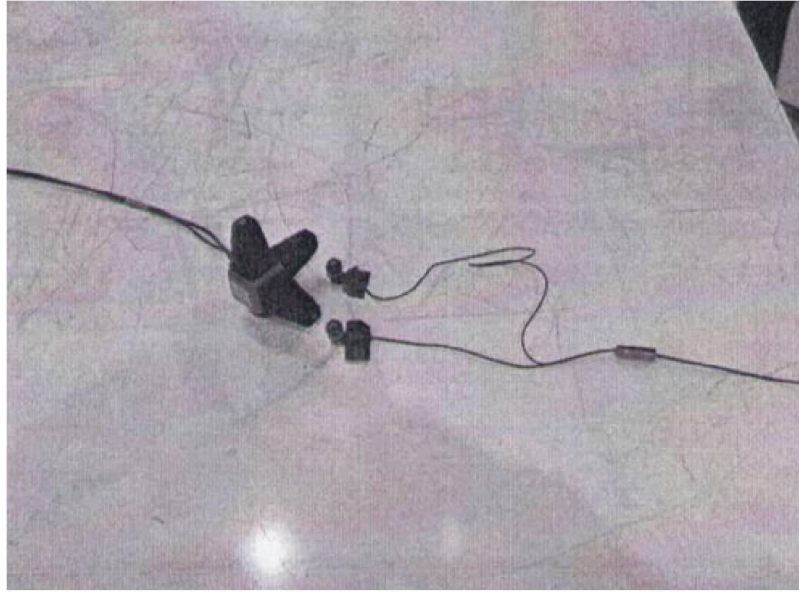


Radiation intensity test photo-2

Test Date for [REDACTED] Radiation-resistant Earphones, Mobile Phones, and Common Earphones

Test reference number: TF02-10-E20151

Radiation Intensity Test



Radiation intensity test photo-